

Fence Requirements – City of Hopkins, Minnesota

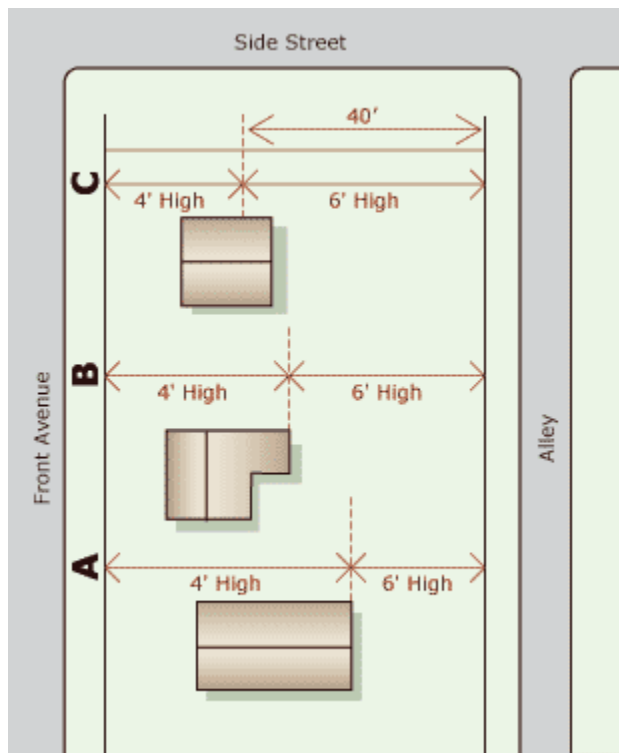
The following is a **summary of zoning code requirements for residential fences** in Hopkins. For complete information, see [Hopkins City Code 520.13](#).

Location

Boundary line fences must be located **entirely on your private property** unless the owner of the adjoining property agrees, in writing, that a fence may be built on the division line of both properties. The City may require any applicant for a fence permit to establish the boundary lines of his/her property by a survey to be made by any registered land surveyor.

Fence Height


In a residential district, **no boundary line fence can be more than 4 ft in height except in the following cases:**



Side property lines

A fence on a side property line can be as tall as 6 ft for the distance starting from the rear lot line and going to a point where it meets the rear wall line of the house on either side of the fence. If there is more than one rear wall line, this point is determined by the one closest to the rear property line (See illustration, line B).

Fence Permit Application



City of Hopkins

1010 1st Street South • Hopkins, MN 55343 • 952.935.8474 (p) • 952.935.1834 (f)

www.hopkinsmn.com

PERMIT NUMBER: _____

SITE ADDRESS: _____ DATE: _____

OWNER'S NAME: _____ PHONE: _____

OWNER'S ADDRESS: _____ ZIP: _____

APPLICANT'S NAME: _____ PHONE: _____

APPLICANT'S COMPANY NAME (if applicable): _____

APPLICANT'S ADDRESS: _____ ZIP: _____

PROJECT DESCRIPTION

Describe Type of Fence to be Constructed:

PROPERTY TYPE

Residential Commercial

Please include a drawing of the proposed fence on the lot including the property line (use the back if you need more space).

Permit Fee \$10

CERTIFICATION

Separate permits are required for Electrical, Building, Plumbing, Heating, Ventilating, Air Conditioning, Utility and Signs. This permit becomes null and void if the work authorized is not commenced within 180 days of the date of issuance, or if the work is abandoned or suspended for a period of 180 days. All provisions of laws and ordinances governing this type of work will be complied with whether specified herein or not. The granting of a permit does not presume to give authority to violate or cancel the provisions of any other Federal, State or Local law regulating construction or the performance of construction activities. This permit may be revoked at any time for due cause.

I HEREBY CERTIFY THAT I HAVE READ AND EXAMINED THIS APPLICATION AND KNOW THE SAME TO BE TRUE AND CORRECT.

APPLICANT'S SIGNATURE: _____ DATE: _____

If a house on an adjacent lot is located within 50 feet of the fence line and its rear wall line is closer to the rear property line of the fence, that determines the point from which the fence can no longer exceed 4 ft in height. See illustration, lines A and B).

Rear property line abutting rear property line

Fences along any rear property line which is also the rear property line of an abutting lot can be as tall as 6 ft.

Rear property line abutting side lot line

Fences along a rear property line which is the side lot line of an abutting lot can be as tall as 6 ft for a distance calculated as in "Side Property Lines" above. Otherwise they can not exceed 4 feet in height.

Side street lot lines

Fences on side street lot lines can be as tall as 6 ft for the distance starting from the rear lot line and proceeding along a 40 ft distance to the front lot line. In no case can the fence extend forward of the front line of the house. (See illustration, line C.)

Corner lots

Fences on any corner lot erected within 30 feet of the intersecting curb line are subject to [Hopkins City Code 520.11](#) (Traffic Visibility).

Enclosing swimming pools

Fences enclosing swimming pools must be at least 4 ft in height and not more than 6 ft, subject to the other provisions listed here.

Construction

A fence must be constructed in a substantial, workmanlike manner and of material suitable for the fence's purpose.

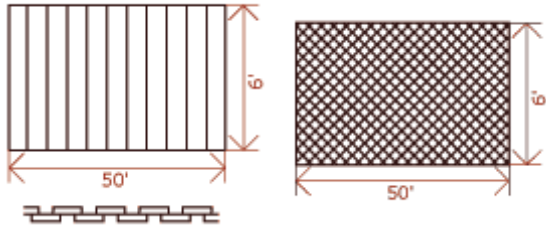
Link Fences: Link fences, wherever permitted, will be constructed so that the barbed end is at the bottom of the fence and the knuckle end is at the top.

Fence support: The side of the fence facing the public right-of-way cannot contain the structure and/or support of the fence.

Barbed Wire: Barbed wire fences are permitted only in areas zoned as industrial districts. ([See zoning map.](#))

Open space on fence plane

Residential fences must be constructed so that at least 25% of the plane between the ground and the top of the fence is open. In calculating the percentage, distances of 50 feet may be averaged beginning at the permitted point opposite the house.



Wood fence & chain link fence - 25% open

The side(s) of residential properties next to a state or county road may have an opaque fence.

Maintenance

Your fence must be kept in good condition. Poorly kept fences will not be allowed. Any fence which becomes dangerous to public safety, health or welfare will be considered a public nuisance and the City may start proper proceedings for an abatement.