

Best Quality — Best Prices



# TOWN & COUNTRY FENCE

---

## CITY DESK CATALOG

Save Money! — Buy Direct!



**Office (763) 425-5050**

**Fax (763) 425-9006**

**[www.tcfence.com](http://www.tcfence.com)**

**The Choices are Yours!**

**Materials Only...  
Delivery Available...  
Professional Install...**

**Great Service Guaranteed!**



*Town & Country Fence is your one-stop source for all your fencing needs. We can supply you with the materials you require to install our products yourself. We can also offer you complete installation services for any project, large or small.*

With more than 20 years of experience, Town & Country Fence knows fencing. Whether you have a specialized need for a unique product or need the best price possible for a large chain link project, think of Town & Country Fence first. Town & Country Fence features same-day quotation on most projects. Our prices are competitive and we offer timely and cost-effective shipping. Fax us a drawing of your project or call us with details. We'll do the rest.

Among our extensive product lines, you will find the best available materials and workmanship in the following categories:

- Galvanized, aluminized and vinyl coated chain link fence and fittings in all sizes and gauges (Government specification material also available.)
- A complete line of vinyl, ornamental aluminum and ornamental steel fence products
- Custom commercial and residential swing gates, walk gates, double-drive gates and cantilever sliding gates
- A wide variety of automatic gate operators for residential and commercial applications
- Full Height and Waist - high security turnstiles

As with any dynamic business, Town & Country Fence adds new products and services on a regular basis. If you don't see precisely what you need within this catalog, please call or fax. We'd be happy to assist you in any way we can.

Sincerely,

A handwritten signature in black ink, appearing to read "Mike Bistodeau".

*Mike Bistodeau  
President & CEO*

**Visit us at...  
[www.tcfence.com](http://www.tcfence.com)**

**(763) 425-5050**

**PHONE**



**[www.tcfence.com](http://www.tcfence.com)**



**(763) 425-9006**

**FAX**

# swing gate operators

## Swing Gate Operator— Light Duty



This system operates on 115 Volt AC - no special wiring required.

The system is designed and tested to work with the most rugged weather conditions in mind. Each system includes one radio receiver, two radio transmitters and master/slave capability.

**Comfort • Security • Affordability • Status**

For single gates up to 17' wide / 500 lbs.

SWR-211                      without radio control  
SWR-RC-211                with radio control (includes: 2 transmitters)  
(Double Gates - Please Inquire)

1/2 hp – 115V– 1 Phase  
Adjustable Limit Switches  
Radio Control  
\* Available in 230v

## Swing Gate Operator— Heavy Duty

This is the most versatile and rugged swing gate operator available today.

It is available in all voltages and is rated for continuous duty. A 3-button design controls open, close and stop. The system is factory pre-wired for easy installation. Master/slave capability is built in.



1 hp for single gates up to 19' wide / 1000 lbs.

Model SWC-111

1/2 hp for single gates up to 17' wide / 600 lbs.

Model SWC-211

*See page 4 for accessories*

**Town & Country Fence  
recommends the use of an electric safety  
edge or photoelectric control for pedestrian  
protection on all automatic or remotely  
controlled gate or door operators**

**(763) 425-5050**

**PHONE**



**www.tcfence.com**



**(763) 425-9006**

**FAX**

# slide gate operators

## Commercial Slide Gate Operator



### Affordable Enhancement To Your Security System

1/2 hp for single gates up to 30' wide / 800 lbs.

Model SLR-211

Add for remote control

Security fencing will not be totally secure unless you block that hole in your fence with a gate operator.

This residential slide gate operator can be easily integrated into your overall security system.

#### The system includes

- All weather cabinet
- Keylock cable disconnect
- Magnetic disc brake to prevent coasting of gate
- Available in 115 or 230 Volts AC
- Factory prewired single button control
- Manual disconnect in case of power failure
- Master/slave capacity built in

## Heavy Duty Slide Gate Operator



*See page 4 for accessories*

**Town & Country Fence  
recommends the use of an electric safety  
edge or photoelectric control for pedestrian  
protection on all automatic or remotely  
controlled gate or door operators**

This gate operator can handle the **big jobs.**

Protects your security system at its most vulnerable point - the entry and exit opening.

#### The system includes

- Adjustable friction clutch
- All weather control panel
- Magnetic disc brake to prevent coasting of gate
- Available in all voltages and horsepower
- Manual disconnect in case of power failure
- Post or pad mounting
  - 3/4 hp for single gates up to 45' wide  
Model HSLG-4
  - 3/4 hp for single gates up to 60' wide  
Model GSLG-4



# barrier arm gate operators

## BGU Operator

The BGU model barrier gate operators are designed to control vehicular traffic and can be actuated by various devices, such as radio controls, digital keypads, vehicle sensing loop detectors and telephone entry systems. Gate cabinet has a powder coated finish and is weather-proof. 1/3hp.

\*Includes: 3 button control station

BGU-10-10' L.Arm

BGU-12-12' L.Arm

BGU-14-14' L.Arm

BGU-16-16' L.Arm (Counter Balanced Arm)




## SG-25 Operator

The SG-25 model barrier arm gate operators have a wishbone type counter balanced gate arm system that minimizes motor wear and maximizes operator duration. 14' to 25' long arm length is available. Weather-Proof cabinet. 1/3hp

\*Includes: 3 button control station

SG Wishbone Arm Gate Operators  
14' to 25' Long Arm



# gate operator controls and accessories

## Weathertight Controls

Frequently used where control stations are outside the fenced area

- 2520-137 Keyswitch for post mounting
- 2500-844 Keyswitch open-close-stop
- 2500-289 Keyswitch Heavy duty and tamper proof

## Radio Controls

Used where operation is required from an automobile or a remote location

- 2520-054 Digital radio receiver
- 2500-303 Digital transmitter
- 2520-094 Long range receiver
- 2500-589 Long range transmitter

## Card Reader Systems

Owner-programmable cards determine when and if access is allowed

- 2500-155 Programmable system
- 2500-128 Swipe reader
- 2120-035 Gooseneck stand
- 2500-109 Printer (for programmable system)

## Photoelectric Controls

Used as a reversing or opening device with beam spanning gate opening

- 2520-031 Photoelectric unit 25' range
- 2520-032 Photoelectric unit 100' range
- 2120-038 Mounting pedestal (for Photoeye)
- 2120-039 Mounting pedestal (for Reflector)

## Time Delay Systems

Used to close the gate after a preset time

- 2500-868 Digital timer to close
- 2500-046 Plug-in delay to close (0-1minute)
- 2500-353 7-day timer (holds preset time)
- 2520-153 Timer to close package (reversing edge, cord & timer)

## Intercom System Complete

- 2520-053 Includes: Indoor and outdoor stations, 12 volt power supply, Gooseneck stand

## Digital Keypad Entry Systems

An authorized person gains entry by keying in a valid five-digit code

- 2520-014 Digital pad, + gooseneck stand
  - 2500-052 Digital keypad in enclosure
  - 2500-035 Gooseneck stand
  - 2500-129 Complete system
- Programmable • 500 code capacity • time zone access

## Card Controls

Standard non-programmable system

Gain entry by inserting a card

- 2520-011 Card reader, gooseneck stand
- 2520-027 Card reader, surface mount
- 2500-311 Card, standard (54 min., ea.)

## Telephone Entry Systems

Provide person-to-person communications between the entrance and the dwelling

- 2500-1518 Residential entry system (hands free)
- 2500-395 Multi-unit telephone entry
- 2500-441 Multi-unit with directory
- 2120-035 Gooseneck stand

## Vehicle Loop Detector

Used to open gates, hold gates open and reverse gates from closing on vehicles

- 2510-013 Single detector, pre-wire (in operator)
- 2510-014 2 detectors, prewired
- 2500-1447 Detector only, in operator
- 2510-015 Loop wire kit, including harness

## Safety Gate Edge

Used to reverse gate upon contact with person or vehicle

- 2520-178 Electric gate edge (w/ transmitter)
- 2500-307 Radio receiver (single channel)
- 2500-759 Radio receiver (two channel)
- 2500-760 Gate edge transmitter only

# fortress and vertical pivot gates

## Aluminum Square Frame Heavy Industrial Slide or Vertical Lift Gates



- Many Styles Available
- Single Slides – 6' to 60' openings
- Double Slides – 12' to 120' openings
- Rust Free – No Gate Sag
- Light Weight and Easy to Operate
- Enclosed Track System

• Fax or call in specifications for same day pricing.

## Automatic Vertical Pivot Gates



- Radio Controlled
- Solar Powered or 110 AC
- 12 to 20 Feet Long
- Easy to Install
- Low Maintenance
- Up to 40 Feet with Double Gates

• Fax or call in specifications for same day pricing.

(763) 425-5050

PHONE



[www.tcfence.com](http://www.tcfence.com)



(763) 425-9006

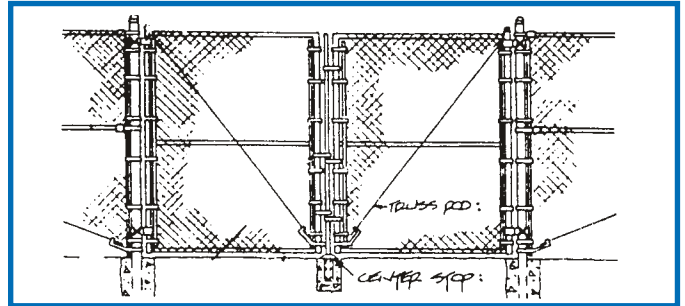
FAX

# commercial chain link gates

## Commercial Double Drive Gates

Town & Country Fence can provide any mesh size, pipe weight or gauge required to meet your specifications. Gates are of standard heavy duty 1-5/8" O.D. welded construction with 9 gauge galvanized 2" mesh.

See page 8 for gate hinges and hardware.



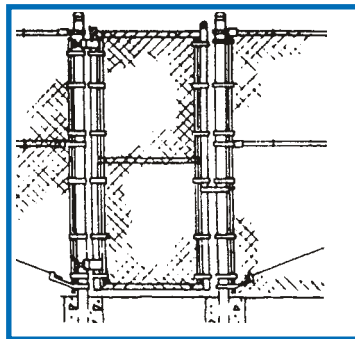
No.	Width/Height
IG126D1	12'x 6'
IG127D1	12'x 7'
IG128D1	12'x 8'
IG146D1	14'x 6'
IG147D1	14'x 7'
IG148D1	14'x 8'
IG166D1	16'x 6'
IG167D1	16'x 7'
IG168D1	16'x 8'
IG186D1	18'x 6'
IG187D1	18'x 7'
IG188D1	18'x 8'

No.	Width/Height
IG206D1	20'x 6'
IG207D1	20'x 7'
IG208D1	20'x 8'
IG226D1	22'x 6'
IG227D1	22'x 7'
IG228D1	22'x 8'
IG246D1	24'x 6'
IG247D1	24'x 7'
IG248D1	24'x 8'

Colored Gates Add 70%  
2" Gate Frame- (Please inquire)

## Commercial Walk Gates

Town & Country Fence can provide any mesh size, pipe weight or gauge required to meet your specifications. Gates are of standard heavy duty 1-5/8" O.D. welded construction with 9 gauge galvanized 2" mesh.



Colored Gates Add 70%  
2" Gate Frame -Please inquire

See page 8 for gate hinges and hardware.

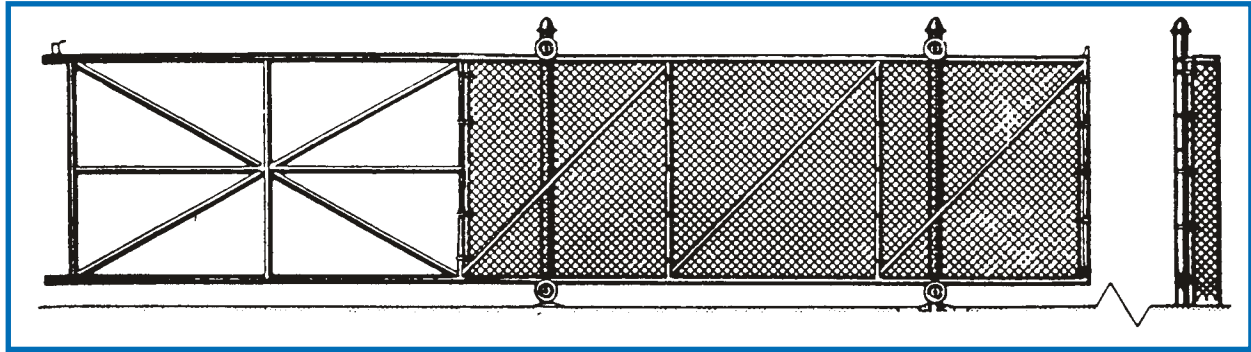
No.	Width/Height
IG3660S1	36"x 60"
IG3672S1	36"x 72"
IG3684S1	36"x 84"
IG3696S1	36"x 96"
IG4260S1	42"x 60"
IG4272S1	42"x 72"
IG4284S1	42"x 84"
IG4296S1	42"x 96"
IG4860S1	48"x 60"
IG4872S1	48"x 72"
IG4884S1	48"x 84"
IG4896S1	48"x 96"

Town & Country Fence custom-makes every gate to your order.  
Please measure carefully since gates may not be returned nor the order cancelled.  
Gates are made to fit the opening between the posts



# slide, barrier & folding gates

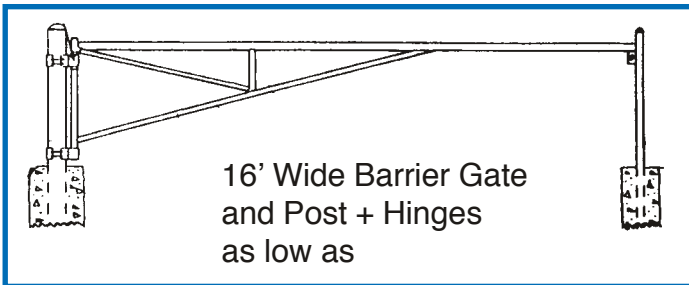
## Cantilever Slide Gates



Space saving slide gates roll open on a track. Gates won't swing out and damage vehicles, property or the gate. Constructed of heavy-duty 9 gauge chain link mesh as the filler and 2-1/2" (O.D.) runners with 2" (O.D.) uprights.

Price per linear foot	Height	5'	6'	7'	8'
	with barbed wire				
Opening only	Gate size is measured by the opening between the posts				

## Economical Barrier Gates



Gate size is measured by the opening between the posts

Barrier gates keep a private driveway private or can be used to control entrance to a park, car lot or other places where restricted access is a priority.

Single or double barrier gates are available in 42" and 48" heights. Frame is 2" O.D. with 1-3/8" bracing. Welded construction.

Single or double  
Specify opening size  
2" O.D. frame 1-3/8" bracing  
Welded Construction  
PS20 Frame

## Folding Scissor Gates



Installs quickly for additional security. Many styles available. Fax or call in for price quote.

(763) 425-5050

PHONE

◆ [www.tcfence.com](http://www.tcfence.com) ◆

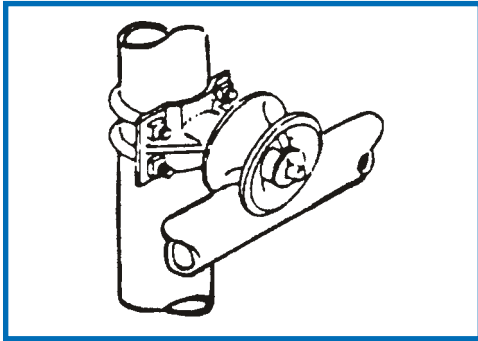
(763) 425-9006

FAX

# gate hinges and latches

## Cantilever Rollers

Heavy-duty bearings for long life.



Cantilever rollers provide smooth operation for gates. Available for 3" and 4" gate posts.

4 rollers required per slide gate  
 3" gate post, 2-1/2" runner CR3 ea.  
 4" gate post, 2-1/2" runner CR4 ea.


### Extra Heavy Duty Rollers

3" Gate Post, 2 1/2" runner CR3D  
 4" Gate Post, 2 1/2" runner CR4D

## Slide Gate Gate Latch

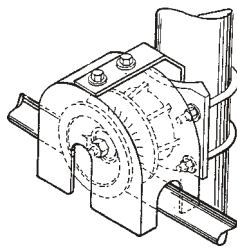
Secure the slide gate with a padlock

- CL2 2" Receiver
- CL3 3" Latch
- CL4 4" Latch



## Cantilever Roller Guards

Adds safety and protects your rollers from debris



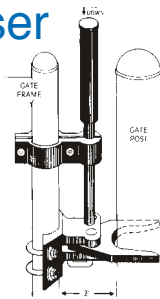
RG per pair

## Auto Latch & Closer

Spring-loaded latch makes it difficult for children to open gate. Ideal for swimming pools, playgrounds and day care centers.

- AL2 2"x1-3/8"
- AL25 2-1/2"x1-3/8"

Auto Closer Fits 2" or 2-1/2" post



## Hydraulic Gate and Door Closer

Effortless closing for large or small gates and doors

For chain link and wrought iron gates

Hydraulic system closes gently and smoothly. Self-closing feature ideal for pool gates.

Ends slamming and stops glass breakage plus energy loss.



**KANT-SLAM**  
DOOR CHECK COMPANY

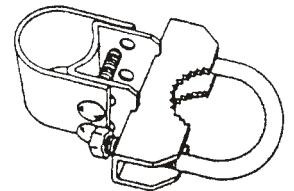
Installs quickly and easily **KANTSLAM**

## Pressed Steel Industrial Hinge

Heavy Duty industrial hinge.  
Installs easily

No.	Size
IH25B	2-1/2"x1-5/8"
IH3B	3"x1-5/8"
IH3B	3"x2"
IH4B	4"x1-5/8"
IH4B	4"x2"
IH6B	6-5/8"x1-5/8"
IH6B	6-5/8"x2"

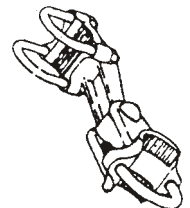
Gate will open approximately 145° inside and outside.



## 180° Industrial Hinge

Lets gate open parallel to the fence. Provides a wide opening for vehicles.

No.	Size
IH25180	2-1/2"x 1-5/8"
IH3180	3"x1-5/8"
IH4180	4"x1-5/8"
IH6180	6-5/8"x2"




Fitting are measured by outside diameter

# heavy duty gate latches

## Industrial Double Drive Gate Latches

\* New Tamper - Resistant Hardware \*



More secure than  
gate chains

Heavy-duty hot-dipped galvanized steel construction secures a force of over 2,000 pounds. It's easy-to-use, so employees are more likely to lock the gate.

Fits double drive gates with an opening of 3-1/2" to 5-1/2" between gate leaves and 1-5/8" or 2" (O.D.) gate frames. Eliminates drop rod and center stop.

Easy to install PL152

Pre-Drilled to Bolt or Weld on to Gate Frame

## Walk Gate Latch

Heavy-Duty Steel Construction

\* New Tamper - Resistant Hardware \*



Hot-dipped galvanized steel construction. Secure to more than 2,000 pounds of force. Gate latch fits 1-5/8" or 2" (O.D.) gate frames.

Easy to use

Pre-Drilled

PL152W

All fence fittings fit over the outside of the fence pipe. (O.D.)

(763) 425-5050

PHONE

◆ [www.tcfence.com](http://www.tcfence.com) ◆

(763) 425-9006

FAX

# full height turnstiles

The THT Turnstile series offers maximum security control at an affordable price.

**Model THT-100C**, 7' high Full Security Manual Turnstile, carbon steel construction, hot-dipped galvanized or primed, 3 rotor sections 120 degrees apart, one or two-way manual operation. (Pictured)

**Model THT-100HGC**, 7' high Full Security Handicap Turnstile, carbon steel construction, hot dipped galvanized, 47" arms for handicap access, one way or two way, 3 rotor sections 120 degrees apart.

Products include the following options:

- |                             |                            |
|-----------------------------|----------------------------|
| Handicap access             | Coin or Token control      |
| Four-arm                    | 3-arm, swipe card reader   |
| Tandem                      | Mass transit               |
| Clear Lexan                 | Portable 3-arm             |
| Clear passage               | Electronically controlled, |
| Elite Directional Commander | motorized gates            |



Many styles and sizes are available. Call for more information and pricing.

## Metal Detector Turnstile



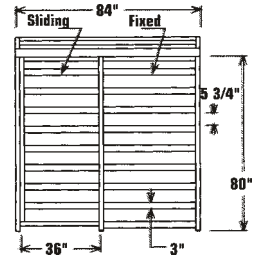
THT-100 ASTMD

- Detector locks turnstile down and bars passage when set off.
- 2 Key operated modes of operation.
- Aluminum finish

## Slide Gate Access



THG-51SGA



- For handicap personnel
- Fully compliant with ADA guidelines.
- 36" Clear opening
- Galvanized finish



# waist-high turnstiles

Model  
TUT-50R

- Mechanical
  - 5 Digit  
Resettable  
register
- Add:  
For platform &  
railing



Model  
TUT-50NR

- Mechanical
- Basic
- Non- register



Model  
TUT-60ES

- (pictured)
- Electric
  - Deluxe
  - Stainless  
Steel  
Cabinet



Model  
TUT-50T

- Electric
- Coin/Token  
operated
- 5 Digit  
Resettable  
register
- Built in  
lockable coin  
compartment



Model  
TUT-60MC

- Deluxe
  - Portable
  - Mechanical
  - 5 Digit  
Resettable  
register
- Add:  
For platform &  
railing



# residential ornamental fence systems

Pools • Real Estate Developments • Estates • Cemeteries • Beautification Projects  
 •Maintenance Free Perimeter Control•

Free  
Quotation  
and Design  
Service



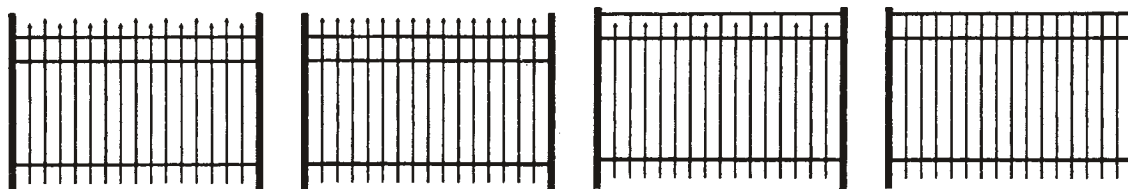
Fast And Easy  
To Install

Standard  
Colors:  
Black  
White  
Bronze

## ALUMINUM

Fully Assembled H	6' Panel	Corner Line - End Post/Cap	Walk Gates (width)			Double Drive Gates		Gate Post With Cap
			36"	48"	60"	10'	12'	
36"								
42"								
48"								
60"								
72"								

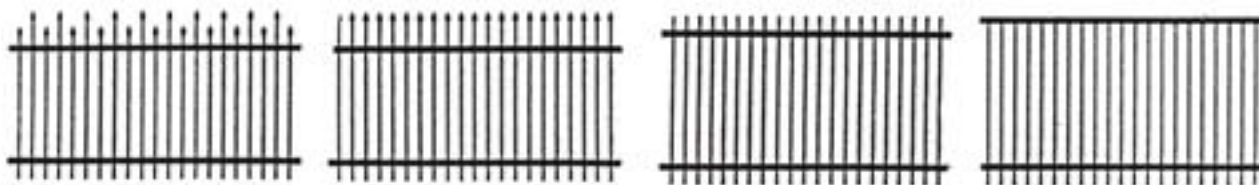
Style #100-R #101-R #200-R #202-R



## STEEL

H	8' Panel	Corner Line - End Post/Cap	Walk Gates (width)			Double Drive Gates		Gate Post With Cap
			36"	48"	60"	10'	12'	
36"								
42"								
48"								
60"								
72"								

Style Warrior Classic Genesis Majestic



# commercial ornamental fence systems

Pools • Real Estate Developments • Estates • Cemeteries • Beautification Projects  
 •Maintenance Free Perimeter Control•

Free  
 Quotation  
 and Design  
 Service



Fast And Easy  
 To Install

Standard  
 Colors:  
 Black  
 White  
 Bronze

## ALUMINUM

Fully Assembled H 48" 60" 72" 96"	6' Panel	Corner Line - End Post/Cap	Walk Gates (width)			Double Drive Gates		Gate Post With Cap
			36"	48"	60"	10'	12'	

Style	#100-I	#101-I	#200-I	#202-I

## STEEL

H 48" 60" 72" 84" 96"	8' Panel	Corner Line - End Post/Cap	Walk Gates (width)			Double Drive Gates		Gate Post With Cap
			42"	48"	60"	10'	12'	

Style	Warrior	Classic	Genesis	Majestic

(763) 425-5050

PHONE

◆ [www.tcfence.com](http://www.tcfence.com) ◆

(763) 425-9006

FAX

# polyvinyl fence systems

This fence is so enduring it carries the industry's finest warranty. Modern polyvinyl compounds produce a bright white fence that never needs painting, won't chip, crack or peel and is impervious to weather and ultraviolet rays.

\*Maintenance Free Perimeter Control\*

Cost per Ft. includes: (1) section (1) Post and (1) post cap every 6 or 8 feet.

All Prices Are Per Linear Foot

Ask About Additional Styles and Colors

Heavy Rail Fence		
	Post	Per Foot
2-Rail		
3-Rail		
4-Rail		



Picket Fence			GATE END CORNER
Height	6' Center	Post	
36"			
48"			
60"			



Scalloped Picket Style			GATE END CORNER
Height	6' Center	Post	
36"-42"			
48"-54"			
60"-66"			



Solid Privacy			GATE END CORNER
Height	8' Center	Post	
72"			
84"			
96"			



Slatted Privacy			GATE END CORNER
Height	8' Center	Post	
48"			
60"			
72"			






# commercial chain link systems

**Color Choices:**  
Green - Brown - Black  
Posts, Top Rail and Fabric

**Fax Your  
Layout Sketch**

**763-425-9006**



## vinyl

8 Gauge vinyl coated fence fabric, 2" mesh  
1-5/8" O.D. PS20 colored top rail  
2" O.D. PS20 colored line post  
2-1/2" O.D. PS40 colored end, gate and corner post  
Post set 2' deep

48" fence, complete	per foot
2-1-2" end or gate post	each
2-1/2" corner post	each

60" fence, complete	per foot
2-1-2" end or gate post	each
2-1/2" corner post	each

72" fence, complete	per foot
2-1-2" end or gate post	each
2-1/2" corner post	each

84" fence, complete	per foot
2-1-2" end or gate post	each
2-1/2" corner post	each

96" fence, complete	per foot
2-1-2" end or gate post	each
2-1/2" corner post	each

The above prices are per linear foot of complete fence. This includes 9 line posts per 100 feet, tops, top rail, fence fabric and ties. End/gate and corner posts are complete except for hinges.

## galvanized

9 Gauge galvanized fence fabric, 2" mesh  
1-5/8" O.D. PS20 galvanized top rail  
2" O.D. PS20 galvanized line post  
2-1/2" O.D. PS40 end, gate and corner post  
Post set 2' deep

48" fence, complete	per foot
2-1-2" end or gate post	each
2-1/2" corner post	each

60" fence, complete	per foot
2-1-2" end or gate post	each
2-1/2" corner post	each

72" fence, complete	per foot
2-1-2" end or gate post	each
2-1/2" corner post	each

84" fence, complete	per foot
2-1-2" end or gate post	each
2-1/2" corner post	each

96" fence, complete	per foot
2-1-2" end or gate post	each
2-1/2" corner post	each

The above prices are per foot of complete fence. This includes 9 line posts per 100 feet, tops, top rail, fence fabric and ties. End/gate and corner posts are complete except for hinges.

**Volume Pricing & Free quotation available**  
**All prices are F.O.B. Town & Country Fence**  
**State and Federal specified materials available**

See page 6 for gates

# sports fencing and netting

## Golf Netting

Golf netting is fabricated from a minimum of #420 nylon fiber, 7/8" square mesh, weather treated in green or black knotted netting with a minimum break strength of 120 lbs per strand. All netting is bound with a 2" vinyl tape consisting of 13 ounce vinyl coated polyester fiber. Grommets at top, sides and bottom are at customer option. Hardware, including "S" hooks or snaps, are available.

Golf netting: 6' x 100' roll  
8' x 100' roll

## Baseball Netting

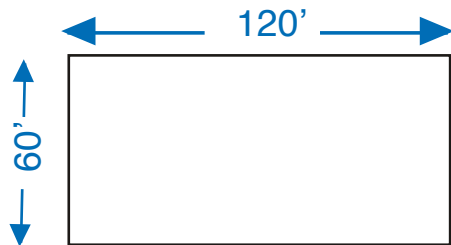
Baseball netting is fabricated from a minimum of #504 nylon fiber, 1-3/4" square mesh, weather treated in green or black knotted netting with a minimum break strength of 210 lbs per strand. All netting is bound with a 2" vinyl tape consisting of 13 ounce vinyl coated polyester fiber. Grommets at top, sides and bottom are at customer option. Hardware, including "S" hooks or snaps, are available.

Baseball netting: 6' x 100' roll  
8' x 100' roll

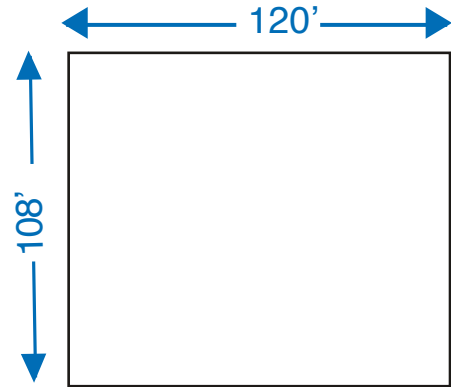

★ Custom Sizes Available★

## Tennis court fence 10' high, complete with 2 gates

9 Gauge Galvanized Wire Fabric, 2" mesh  
1-5/8" O.D. Top Rail and Corner Bracing  
2-1/2" O.D. Heavy Line Post  
3" O.D. Corner Post  
Complete color systems available



Single Court 60' x 120'

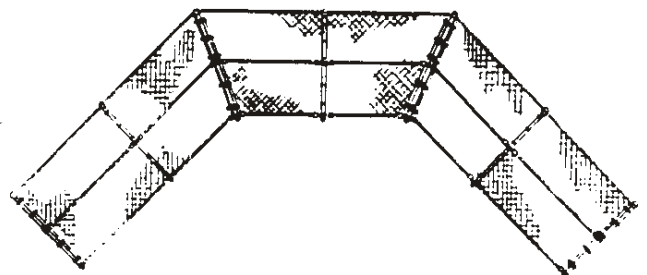
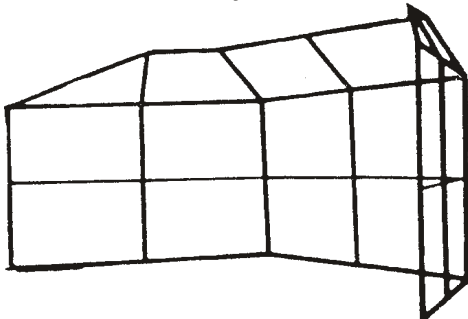


Double Court 108' x 120'

★ Tennis Court Accessories Available ★

## Baseball Backstops • Batting Cages • Outfield Fences

9 Gauge Galvanized Wire Fabric, 2" mesh  
1-5/8" O.D. Heavy Rails  
3" O.D. Heavy Post.




BB10 20' Back/ 10' Wings/ 10' High  
BB11 30' Back/ 10' Wings/ 10' High  
BB12 6' Overhang (for above)

Inquire for different heights, configurations and weights of materials

# fence guards and tools

## Fence Guards

Protects against chain link fence injuries on ball fields, playgrounds, parks, schools and homes.



104' Per Package = 13 pcs. @ 8' Long

Fence Guard is the most up-to-date protection against serious injuries from chain link fences



Easy to install on to top rail, covering barbs or knuckles of fence fabric.



## Trim Saver

- Eliminates hand trimming
- per foot
- 8" wide
- Can be installed under existing fence
- Easy to install

★ Save Time and Money ★

## Fence Tools

### Fence Pliers

- PL10 10" Pliers (Utica Style)
- PLH Hog Ring Pliers

### Gate Clipping Tools

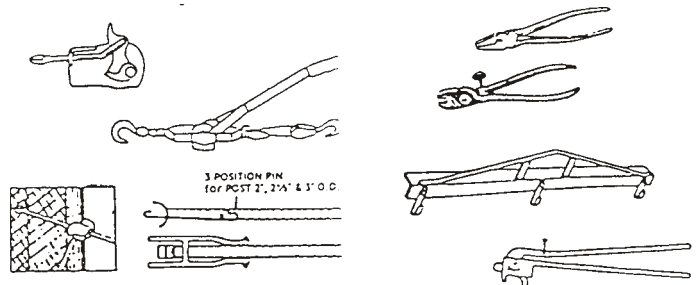
- FET Fence Stretching Frame
- CLT Clipping Tool

### Wire Grip

- Grip Tension & Barb Wire

### Pulls and Stretchers

- Pull Maasdam Power Pull
- Stret Panel Stretcher
- Jack Stretcher



# galvanized pipe and posts

Sign posts, fence posts, greenhouses, boat dock posts, fence top rail, heavy fence posts, bumper posts, tennis net posts, industrial applications and fence bottom rail.

\*Flanged Posts Available For Commercial Inside Jobs.\*

## One Piece to Full Truckloads

### PS20 Structural Post

Model	Size	(ea.)	Model	Size	(ea.)
PS226	2" O.D.X 6'		PS2256	2-1/2" O.D.X 6'	
PS227	2" O.D.X 7'		PS2257	2-1/2" O.D.X 7'	
PS228	2" O.D.X 8'		PS2258	2-1/2" O.D.X 8'	
PS229	2" O.D.X 9'		PS2259	2-1/2" O.D.X 9'	
PS2210	2" O.D.X 10'		PS22510	2-1/2" O.D.X 10'	

### PS40 Structural Post

Model	Size	(ea.)	Model	Size	(ea.)
PS426	2" O.D.X 6'		PS4256	2-1/2" O.D.X 6'	
PS427	2" O.D.X 7'		PS4257	2-1/2" O.D.X 7'	
PS428	2" O.D.X 8'		PS4258	2-1/2" O.D.X 8'	
PS429	2" O.D.X 9'		PS4259	2-1/2" O.D.X 9'	
PS4210	2" O.D.X 10'		PS42510	2-1/2" O.D.X 10'	
PS437	3" O.D.X 7'		PS447	4" O.D.X 7'	
PS438	3" O.D.X 8'		PS448	4" O.D.X 8'	
PS439	3" O.D.X 9'		PS449	4" O.D.X 9'	
PS4310	3" O.D.X 10'		PS4410	4" O.D.X 10'	
PS4311	3" O.D.X 11'		PS4411	4" O.D.X 11'	

## Galvanized Fence Top Rail and Pipe

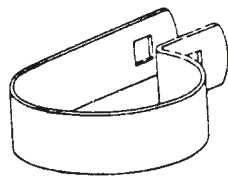
Model	Size	Weight (per ft.)	Model	Size	Weight (per ft.)
T156521S	1-5/8" O.D.X 21'	.065	T256521	2-1/2" O.D.X 21'	.065
PS21521S	1-5/8" O.D.X 21'	PS20	PS22521	2-1/2" O.D.X 21'	PS20
PS41521	1-5/8" O.D.X 21'	PS40	PS42521	2-1/2" O.D.X 21'	PS40
T26521	2" O.D.X 21'	.065	PS2321	3" O.D.X 21'	PS20
PS2221	2" O.D.X 21'	PS20	PS4321	3" O.D.X 21'	PS40
PS4221	2" O.D.X 21'	PS40	PS4421	4" O.D.X 21'	PS40
			ST621	6-5/8" O.D.X 21'	ST40

Additional sizes and lengths available

# galvanized fence fittings

## Tension Bands


Connects tension bars to post



TBL13	1-3/8" O.D.
TBL15	1-5/8" O.D.
TBL2	2" O.D.
TBL25	2-1/2" O.D.
TBL3	3" O.D.
TBM4	4" O.D.
TBM6	6-5/8" O.D.

## Brace Bands

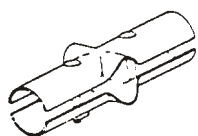
Connects rail ends to a post



BBL13	13/8"O.D.
BBL15	1-5/8"O.D.
BBL2	2"O.D.
BBL25	2-1/2"O.D.
BBL3	3"O.D.
BBM4	4"O.D.
BBM6	6-5/8"O.D.

## Line Rail Clamps

Connects bottom rail to line post



LRC1313	1-3/8" x 1-3/8"
LRC1515	1-5/8" x 1-5/8"
LRC215	2" x 1-5/8"
LRC2515	2-1/2" x 1-5/8"
LRC315	3" x 1-5/8"

## Rail Ends

Steel (commercial)

Connects top rail to post



RES15	1-5/8" O.D.
RES152	1-5/8" O.D. (2 Hole)
RES2	2" O.D.

## Tension Bars Light — 5/8"

Connects the mesh to the post



BARL36	36"
BARL42	42"
BARL48	48"
BARL60	60"
BARL72	72"

## Tension Bars Heavy — 3/4"

Connects the mesh to the post



BARM48	48"
BARM60	60"
BARM72	72"
BARM84	84"
BARM96	96"
BARM120	120"
BARM144	144"

## Truss Rod

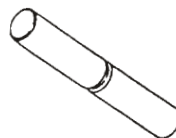
For bracing corners and gates



ROD11	11' Rod
-------	---------

## Outside Rail Sleeve

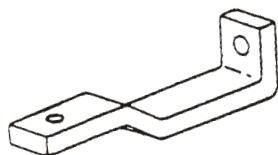
Connects commercial top rail



RS13	1-3/8"
RS156	1-5/8"
RS27	2"

## Truss Rod Tightener

For tightening the truss rod




TT

## Pipe Plugs

Steel

Plugs post and rail ends



PP13	1-3/8"
PP15	1-5/8"
PP2	2"
PP25	2-1/2"

## Fence Tie Wires

Aluminum cut ties

Used to tie fence fabric to top rail and line post



CT116	11 GA. 6-1/4"
CT96	9 GA. 6-1/4"
CT98	9 GA. 8-1/4"
CT66	6 GA. 6-1/4"
CT68	6 GA. 8-1/4"

Per 100

100 Per Package


All fence fittings are O.D. dimension  
Order nuts and bolts separately

# galvanized fence fittings & misc.

# barbed tape

### Post Cap

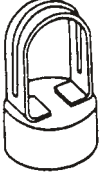
Steel (commercial)  
Fits on top of corner and gate post



DTS2	2" O.D.
DTS25	2-1/2" O.D.
DTS3	3" O.D.
DTS35	3-1/2" O.D.
DTS4	4" O.D.
DTS6	6-5/8" O.D.

### Loop Top

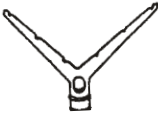
Steel (commercial)  
Fits on top



LTS15	1-5/8"x 1-5/8"
LTS2	2"x 1-5/8"
LTS25	2-1/2"x 1-5/8"
LTS3	3"x 1-5/8"

### Barbed Wire Y-Arm


Fits on line post - holds 6 strands of barbed wire



BWA62	2"x 1-5/8"
BWA625	2-1/2"x 1-5/8"

### Barbed Wire Arm 45°

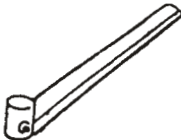
Holds top rail on line post and 3 strands of barbed wire. (Vertical arms also available)



BWA4515	1-5/8"x 1-5/8"
BWA452	2"x 1-5/8"
BWA4525	2-1/2"x 1-5/8"
BWA45HC	H STD "C"


### Barbed Wire Corner Arms

Holds barbed wire on corner post



BWAC25M	2-1/2"
BWAC3M	3"
BWAC4M	4"

### Barbed Wire




BW412	4PT. Galvanized 1,320' Roll
BW412A	4PT. Aluminized 1,320' Roll

### Type 1

The name that made barbed tape famous. Helical coils are usually with two points of attachment, one at fence fabric and another at top strand of barbwire to prevent spreading of loops.


Type	Dia.	Coverage
BT18	18"	50ft
BT24	24"	50ft



### Type 2

The largest selling correctional use barrier is constructed from the flanged, reinforced cross section and is clipped together at 5 locations about the circumference. Available in galvanized or stainless steel.


Type	Dia.	Coverage
SM30	30"	25ft
SM36	36"	25ft



### Type 3

High strength spring quality stainless steel with offset barbs and psychological deterrence makes it one of the neatest looking barriers when installed.


Type	Dia.	Coverage
IB24	24"	50ft
IB30	30"	50ft
IB40	40"	50ft
IB60	60"	50ft



### Type 4

High strength spring quality stainless steel with offset barbs and psychological deterrence makes it one of the neatest looking barriers when installed.

Type	Dia.	Coverage
NB36	36"	25ft
NB40	40"	25ft
NB60	60"	25ft



Other types of barbed tape available - Please inquire

# chain link privacy materials

## Standard – Colored Vinyl Fence Inserts

Cape Cod Grey, Desert Beige, Redwood, Hedge Green, Snow White, Rustic Brown, Sky Blue and Black



**Easy  
To  
Install**

Type	Height
PDS48	4'
PDS60	5'
PDS72	6'
PDS84	7'
PDS96	8'
PDS5	Bottom Channel

Specify Color

Packaged in plastic bags. 10' per bag, including 2-5' lengths of channel, 8.5 slats per foot (85 slats per bag). Additional channel available in 5' lengths. **SOLD IN FULL BAGS ONLY.**


## Winged – Plastic Filler Strips

OFFERS 98% Opacity

New EZ Install Winged Filler Strips

White, Green, Brown, Tan, Redwood, Grey, Black and Light Blue

An exclusive one piece combination of rigid and flexible plastics for durability and the quickest, easiest installation possible- no locking channel needed.




Type	Height
PDS48W	4'
PDS60W	5'
PDS72W	6'
PDS84W	7'
PDS96W	8'

## Aluminum Filler Strips

Mint Green, White, Aqua, Cascade Blue, Antique Yellow, Redwood, Chinese Red, Forest Green, Sandlewood, Black, Orange and Brown

Type	Fence Height	Picket Length	
FS4	4'	62"	Per 100
FS5	5'	77"	Per 100
FS6	6'	92-3/8"	Per 100
FS7	7'	102-3/4"	Per 100
FS8	8'	122-3/4"	Per 100

Greatest Privacy From  
Diagonal Filler Strips



100 pieces with 1 in 5 pattern covers 20'

### SPECIFY COLOR

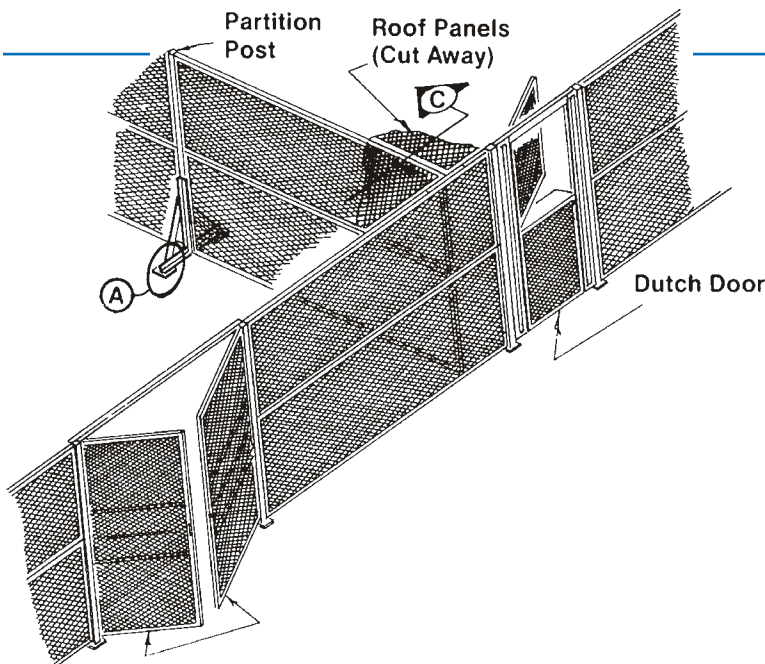
1-7/8" Strip furnished for all fences. Because of variation in diagonal lengths of different manufactures, we suggest you measure the length of strip needed. The next stock length will be charged for lengths other than our stock lengths.

# modular interior and exterior structures

## Reusable Steel Modular Buildings

Assembled from patented pre-framed panels; pre-engineered for easy relocation.  
Bolt together assembly – Fast and easy to install.

- Many sizes available
- Temporary fabrication shops
- Temporary job site storage for crafts or sub-contractors
- Temporary change, break and lunch rooms
- Temporary project management offices
- Temporary maintenance enclosures for control work area environments and more
- Reconfiguration
- Has a definite re-sale value



8' wide x 8' high  
Swinging Door

## Reusable Expanded Metal Pre-Framed Modular Panels

See-through interior enclosures for:

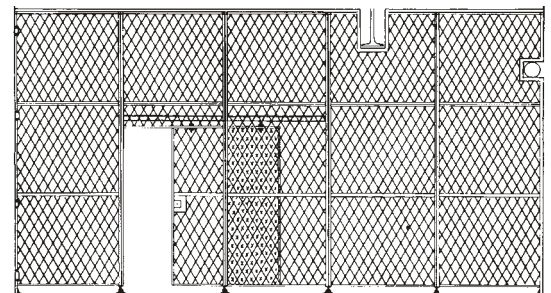
- Tool cribs
- Access control partitions
- Security cages
- Secure see-through partitions
- Quick and very simple to set up
- Quick disassembly and easy reuse options
- Versatile reconfiguration options
- Many sizes available

## Woven Wire Partitions

Woven wire partitions can be used in a wide variety of applications such as, warehouse separation, Storage Lockers, and Secured areas.

Sturdy and easy to install Pre-built panels.

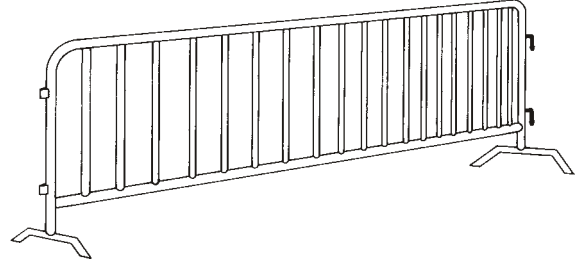
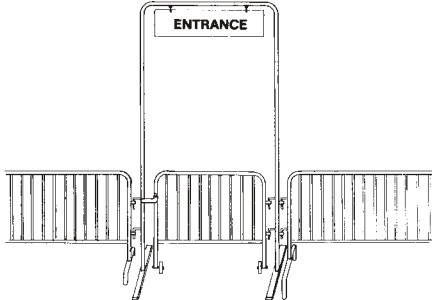
**FAX OR CALL IN DIMENSIONS FOR PRICE QUOTE.**





# barriers and specialty fences

## Steel Barriers





Portable galvanized steel barriers are ideal for temporary perimeter fencing, crowd control, police barriers, routing vehicular or foot traffic and many other versatile applications.


8' Long - 43" High - Interlocking panels.


Fax or Call for price quote based on quantity.

## Vinyl Specialty Fences

Construction	Size	Color	Weight
	48"x50'	Orange	#16
	48"x100'	Orange	#32
	60"x50'	Orange	#19
	72"x50'	Orange	#22

Ranch	Size	Color	Weight
	24"x100'	Black	#21
	48"x100'	Black	#42
	48"x100'	Black	#37
	48"x100'	Black	#42

Safety	Size	Color	Weight
	48"x50'	Orange	#8
	48"x100'	Orange	#17
	72"x50'	Orange	#33

	48"x100'	Orange	#25
	48"x100'	Black	#25

### Privacy Shade Screen

Type	Color	Size
DG56	Dark Green	56"x 150'
DG68	Dark Green	68"x 150'
DG80	Dark Green	80"x 150'
DG92	Dark Green	92"x 150'

### System Ties and Posts

7"x1000/per case	Black	#4
11"x1000/per case	Black	#5

# brick pillar kits

## Easy To Assemble Do-It-Yourself Kits



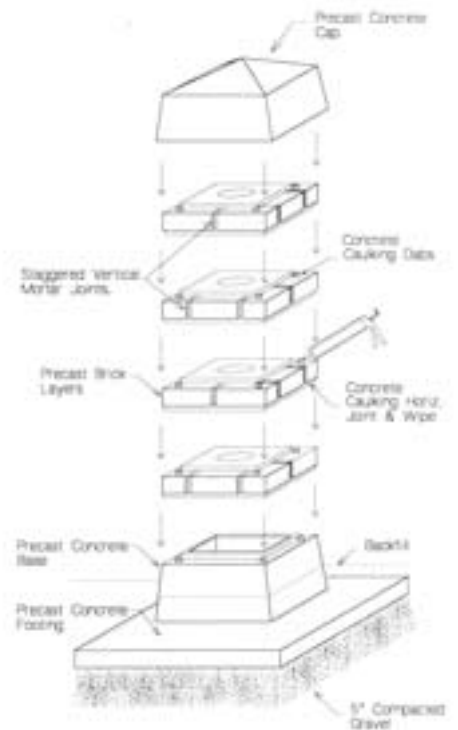
- \* All Costs are Per Pillar Kit
- \* Minimum Order = 2 Kits
- \* Cost Does Not Include Freight
- \* Other Heights and Styles Available
- \* **CALL FOR FREE BROCHURE**



**Peaked Cap**  
13" Sq. - 17" Sq.



**Flat Cap**  
13" Sq. - 17" Sq.



- 4'
- 5'
- 6'
- 7'
- 8'
- 9'
- 10'

# INDEX

Barb Wire and Barbed Tape	Page 20	Gate Operator Controls / Accessories	Page 4
Barrier Arm Gate Operators	Page 3	Modular Int. and Ext. Structures	Page 22
Barriers and Specialty Fences	Page 23	Netting Products - Baseball / Golf	Page 16
Brick Pillar Kits	Page 24	Ornamental Steel and Alum. Fence	Page 12/13
Chain Link Privacy Materials	Page 21/23	PVC / Polyvinyl Fence Systems	Page 14
Commercial Chain Link Gates	Page 6	Residential Ornamental Fence	Page 12
Commercial Chain Link Systems	Page 15	Slide, Barrier and Folding Gates	Page 7
Commercial Ornamental Fence	Page 13	Slide Gate Operators	Page 2
Fence Guards and Fence Tools	Page 17	Sports Fencing - Backstops /Outfield	Page 16/17
Fortress and Vertical Pivot Gates	Page 5	Swing Gate Operators	Page 1
Galvanized Fence Fittings ... Misc.	Page 19/20	Turnstiles - Full Height	Page 10
Galvanized Pipe and Posts	Page 18	Turnstiles - Waist High	Page 11
Gate Hinges and Latches	Page 8	Vinyl Coated Chain Link Systems	Page 15
Gate Latches - Heavy Duty Commercial	Page 9	Vinyl Specialty Fences	Page 23

## ORDERING INFORMATION

### ORDERING

The Fax is **FASTEST**. 24 hours every day of the week. Fax: (763) 425-9006. Or call (763) 425-5050 to place your order.

### TERMS AND CONDITIONS

Visa, Master Card and Discover accepted. Only cashier's or certified checks accepted. If an open account is desired, please call for a credit application. Allow ten days for processing. **All government, utilities and large national corporation orders will be shipped upon receipt of a valid purchase order.** All prices are subject to change.

### MINIMUM ORDER

Any order totaling less than \$25.00 is subject to a \$5.00 handling charge.

### LATE PAYMENT OR BAD CHECKS

Interest charges at the rate of 1.8% per month will be added to all accounts unpaid past the terms of the agreement. Accounts with past due balances will be shipped C.O.D. A minimum \$25.00 fee will be charged for any returned checks.

### SHIPPING

Products are priced F.O.B. Town & Country Fence. All material is shipped freight collect unless otherwise requested. A special handling charge of \$8.00 plus shipping cost will be added to all United Parcel shipments.

### DAMAGES AND SHORTAGES

All shortage claims must be filed within three (3) days of receipt of material. Materials are F.O.B. Title is transferred to the carrier when material is picked up. Claims for shortages or damaged material must be made by the purchaser directly to the carrier.

### WARRANTY POLICY

Town & Country Fence warrants that its products are designed to meet quality standards and hereby certifies that its products are free from defects in both material and manufacturing.



## Your One – Stop Source For:

- ◆ Automatic Gate Operators
- ◆ Barrier Arm Gates
- ◆ Turnstiles & Lift Gates
- ◆ P.V.C. Rail and Privacy Fence
- ◆ Ornamental - Aluminum and Steel Fencing
- ◆ Athletic and Recreational Fence Systems
- ◆ Chain Link Fencing / Custom Gates



*City Desk / Showroom*

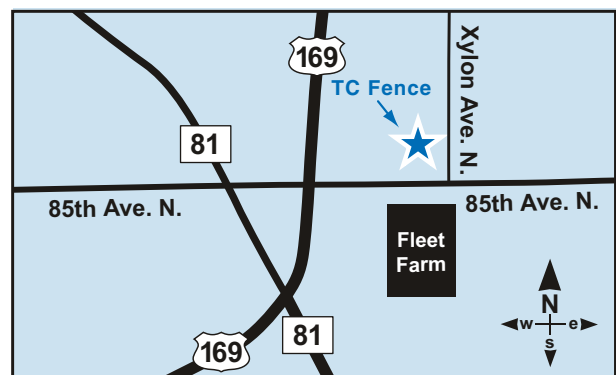
## Special Values

- Modular Interior and Exterior Structures  
See Page 22
- Heavy Duty Industrial Gate Latches  
See Page 9
- Commercial & Residential Ornamental Fence  
See Page 12 & 13
- Chain Link Fence Guards and Trim Saver  
See Page 17
- Brick Pillar Kits  
Easy Assembly!  
See Page 24

# www.tcfence.com

## Brooklyn Park Location

We welcome you to visit the friendly staff at our City Desk / Showroom location. Our large inventory allows you to pick up in stock materials the same day as you order them.



**8511 Xylon Avenue North**  
**Brooklyn Park, MN 55445-1820**  
**(763) 425-5050 ◆ Fax: (763) 425-9006**